

How to login and join your Moodle course

Logging into Moodle is a quick and straightforward process.

Accessing Moodle at home

Open your browser and type **moodle.colchester.ac.uk** in the address bar.

Do not type www. Do not access via the College 'Portal' (this is much slower than accessing Moodle directly).

Accessing Moodle at college

At college, you can access Moodle via the College 'Portal'.

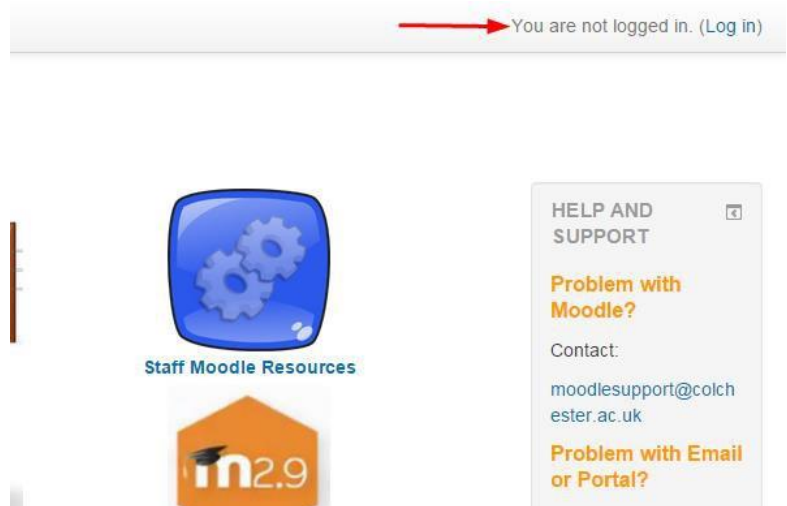
Open Internet Explorer, scroll down.

Click on the Moodle button.



Logging in

Click 'Login'.
(Top-right of the screen)




Log in

Username

Password

Remember username

[Forgotten your username or password?](#)

Cookies must be enabled in your browser 

Type your username into the 'Username' field.

Your **username** is shown on your **student card**, in the format:

barts6789

(First name + first letter of last name + last four digits of your student number). Please use lowercase letters.

Your **password** will normally be your PC password.

If you are not sure of your PC password, or it has expired, contact IT.ServiceDesk@colchester.ac.uk to request a password reset.

Once your password has been reset, if you are working outside of college at the moment and need to use Moodle immediately, log in at <http://desktop.colchester.ac.uk> This will validate your new password.

Once you have done this, go to <http://moodle.colchester.ac.uk> and log in with your new password.

Joining your course

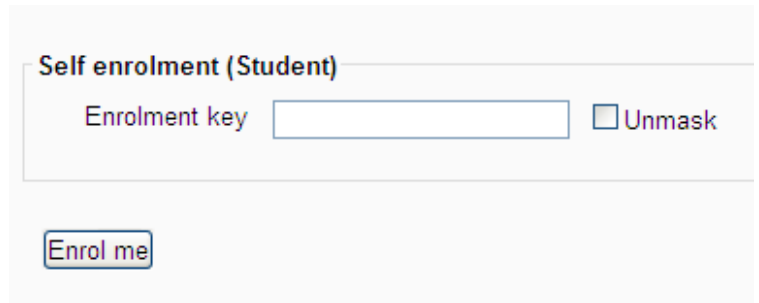
Your course will be found under the relevant main categories on the front page of Moodle. Your teacher guide you to the appropriate course.

Course categories

- ▶ [FE Business and Services](#)
- ▶ [FE Construction and Engineering Technologies](#)
- ▶ [FE Creative Arts, Health and Education](#)
- ▶ [FE Curriculum and Delivery](#)
- ▶ [University Centre Colchester](#)
- ▶ [Student Support](#) ⁽⁶⁾
- ▶ [Moodle for Staff and Lecturers](#) ⁽⁶⁾

When you click on the course you will be asked for an enrolment key.

Your teacher will tell you what this is. You only need to enter it the first time you access the course.



Next time you login to Moodle you will see the course in your **My Courses** block near the top-right of the front page, as per the example shown here.



Problems logging into Moodle?

Try the following steps:

1. Check your student card and try typing your username (remember to use lowercase letters) and password again carefully – to be sure you didn't mistype it. Don't allow your password to be automatically filled in for you.
2. Check with your teacher that you are using the correct username and password.
3. Report the problem to moodlesupport@colchester.ac.uk.